

iPhone Buttons & Apple Account- iOS 18

Touchscreen & Gestures



- For most operations, only a light touch is needed.
- The screen needs to feel your skin.
- If long fingernails get in the way, roll your finger to get more contact.
- A stylus can help with gestures.

Common Gestures

- Tapping
- Pinch/Spread
- Scroll
- Flick
- Swipe
- Drag
- Touch & hold

Buttons

iPhone 16



Action Button
(and iPhone
15 Pro)

iPhone X - 15



Ring/
Silent

Side
Button

Camera
Button

iPhone 6 - 8



Ring/
Silent

Sleep/
Wake

Volume
Up/Dn

Home
Button

Sleep/ Wake



Sleep/Wake or
Side Button

- When not using, press the Sleep/Wake button to lock.
- Locking puts the display to sleep, saves battery, & prevents accidental operation.
- Can still get calls, FaceTime, texts, alarms, etc. Can also listen to music & adjust volume.

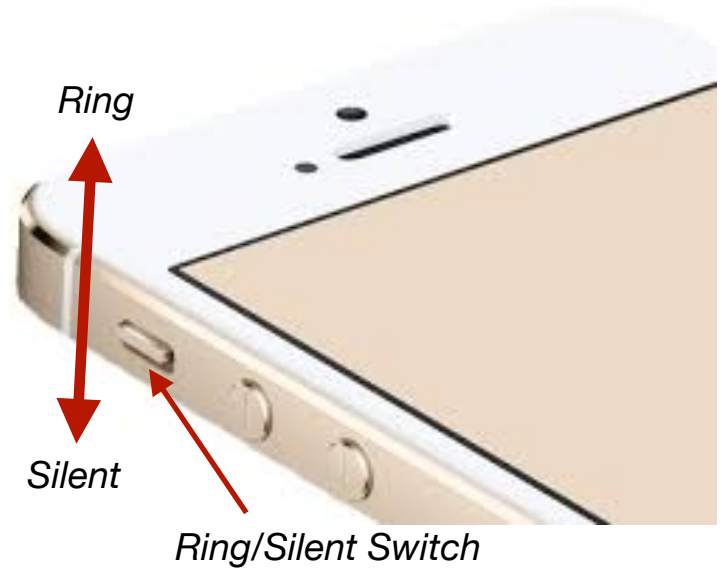
iPhone Buttons & Apple Account- iOS 18

Ring/Silent Switch

Ring Mode - plays all sounds

Silent Mode - does not ring,
will still play alarms

May vibrate (if set)



Apple Account & Password



Key to the Kingdom

Your Account

- iCloud storage
- Downloading apps
- Buying media
- Streaming music
- iOS updates, & more

Consists of an email & Password = unique to you

Passcode

Unique to you and allows you to unlock your iPhone from the locked screen

Do Not Forget

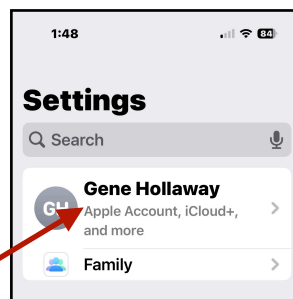


Apple Account Settings

Locate Settings & Tap



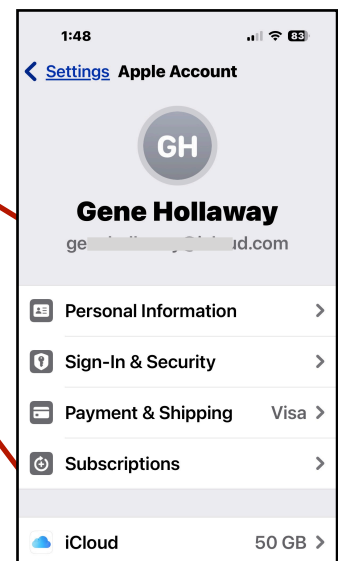
Tap your name at the top of page



This contains all your Apple Account info

Your Apple Account email

iCloud Settings



Always know or have access to your Apple Account password