

Find My - iPhone - iOS 18

Find My



Find My is an iPhone, iPad, and Mac app that locates devices and people.

It allows users to track, lock, play sounds, & erase lost devices.

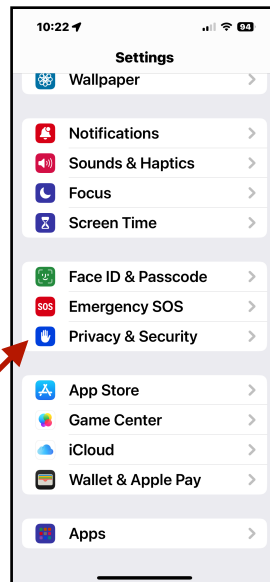
Prerequisites

- Signed into your Apple Account.
- Bluetooth & Wi-Fi turned on.
- Location Services & Find My turned on.

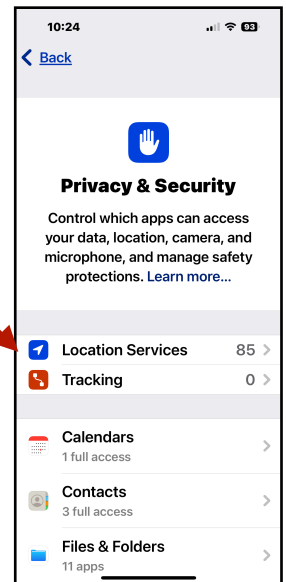
How to Set up Find My



1. Open Settings & tap on Privacy & Security.



2. Scroll to Location Services and tap



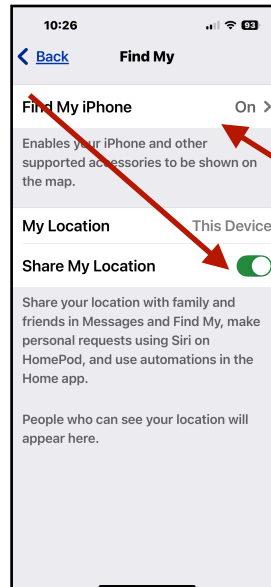
Settings (cont.)

3. Tap to turn on



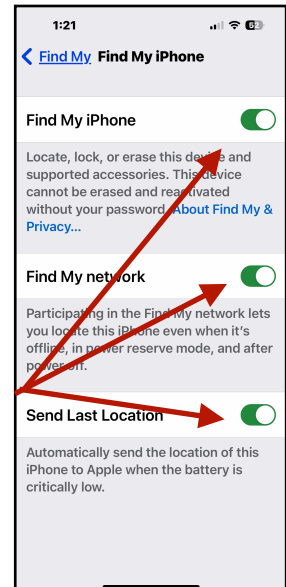
4. Tap Share My Location

5. Tap to turn on



6. Tap

7. Tap to turn on

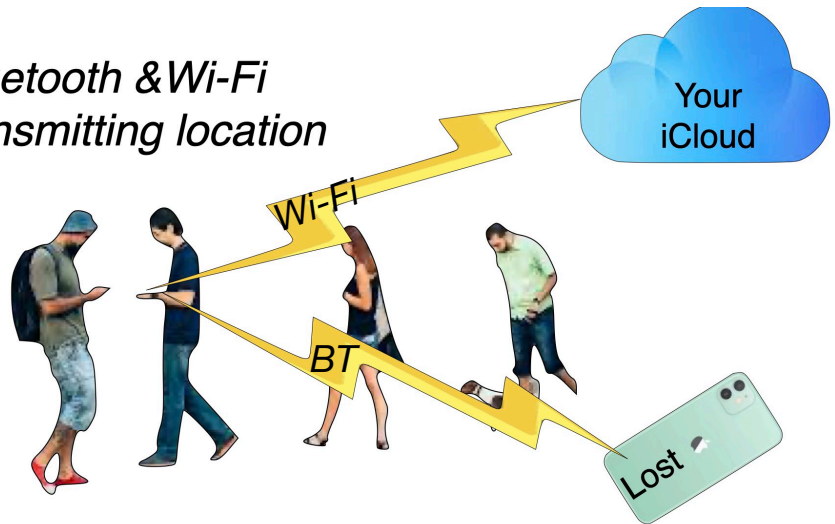


Find My - iPhone Class - iOS 18

Find My Network

- When iPhone is lost, &
- Not connected to Wi-Fi.
- Nearby iPhones will,
- Connect to your phone's bluetooth.
- And transmit phone's location.

Bluetooth & Wi-Fi transmitting location



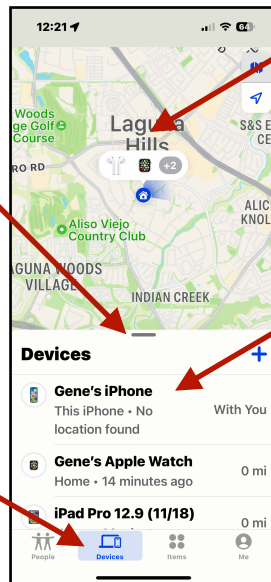
Find My App



Tap icon on a Home page

Handle to lift page up/down

Tap on Devices



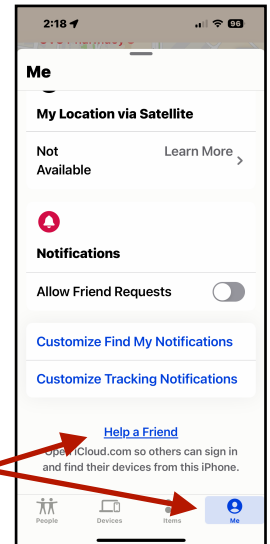
Devices being tracked & their location

Tap on lost Device

Friend's iPhone

If you only have an iPhone, use friend's iPhone to locate lost one.

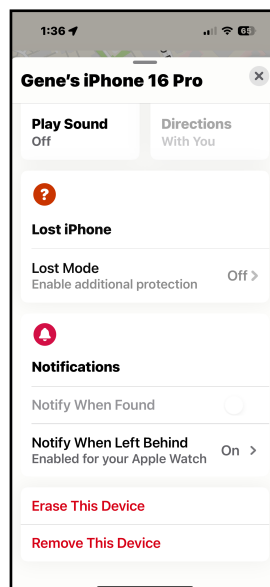
Tap on Me, then Help a Friend



Options for lost Device

Marked as Lost

- Remotely locks device.
- Can display custom message.
- Keeps track of phone's location.



Play sound & Notifications

Erase this Device

- All information deleted.
- If iOS 15 or later,
- Still able to play sound and track location.