

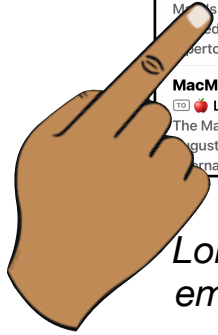
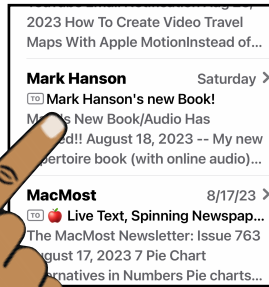
Email Tips - iPhone - iOS 18

Preview email



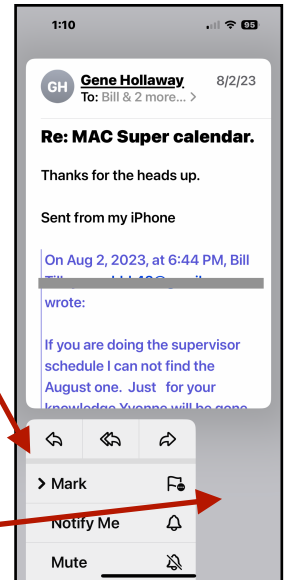
- Mail is iPhone default app.
- All features may not be available in third party mail apps.

Mailbox with list of emails



Long press an email to see a preview

Preview email



Actions

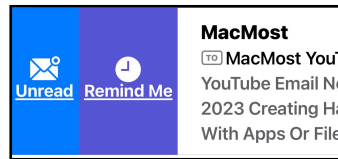
Tap blank area to close

Swipe Options

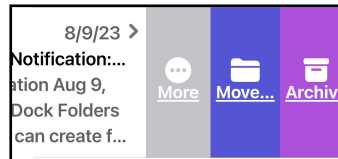
Mailbox with list of emails



Swipe Right



Swipe Left

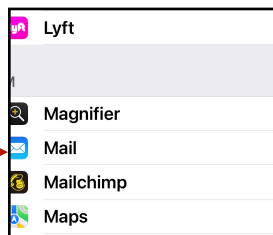


- Swipe slowly and tap desired option.
- Swipe quickly & outermost option is performed.
- The blue options can be changed in settings.

Swipe Settings



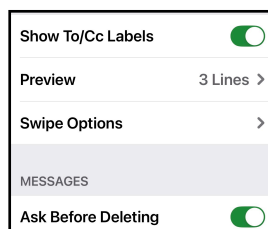
Settings/Apps



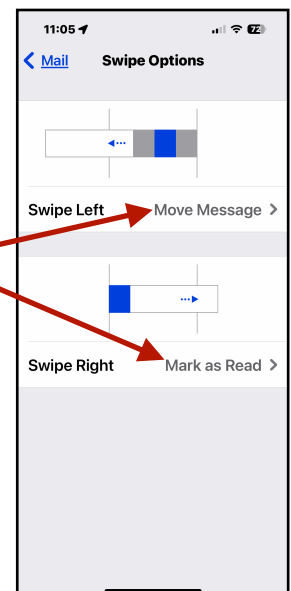
Open Settings, scroll & tap Apps, then Mail.

Tap

Mail Settings



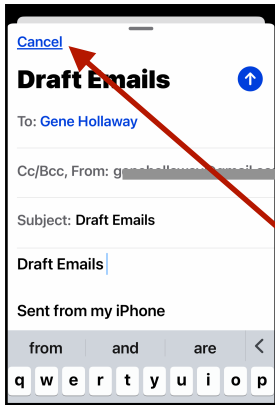
Tap to change swipe options. Only the blue option is changed.



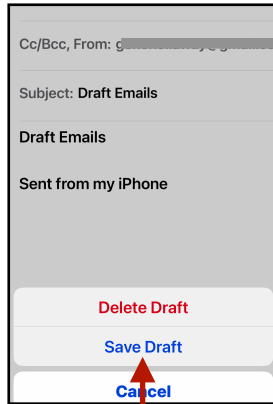
Email Tips - iPhone Class - iOS 18

Draft Emails

Writing an email

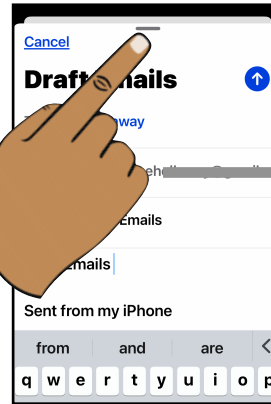


Method 1



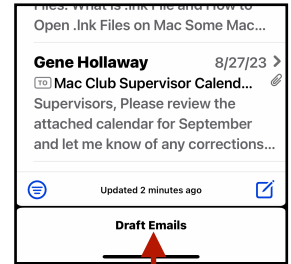
If cancel, Save Draft option

Method 2



Drag the email down with the handle

Mailbox List



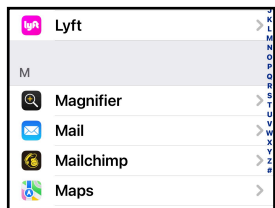
Drafts reside here, tap to retrieve

Undo Send

Settings

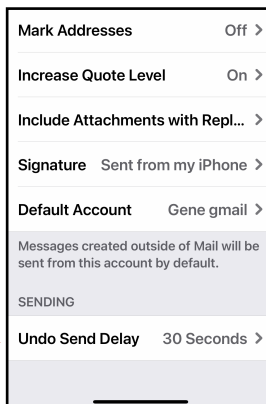


Open Settings & tap on Mail.

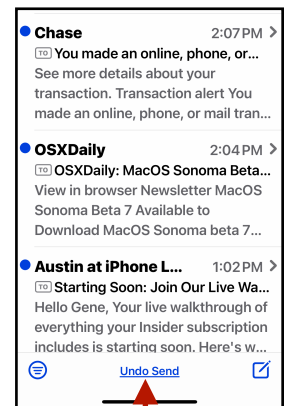
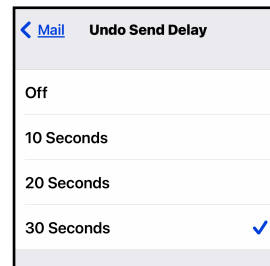


Tap Undo Send Delay

Mail Settings



Tap to Select the delay time

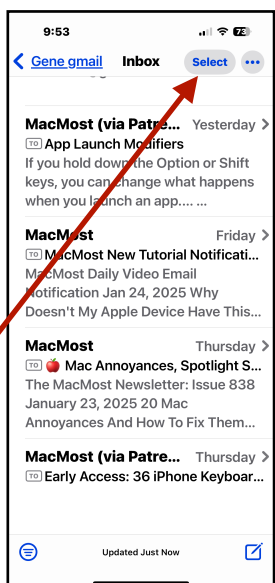


When sending, this will appear

Bulk Email Deletion

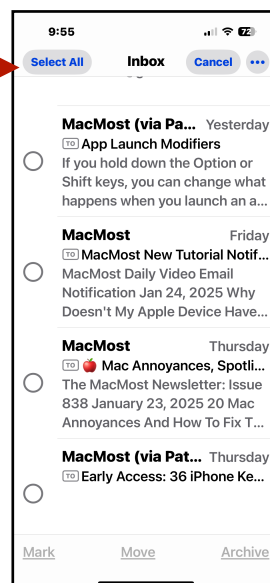
Display desired Mailbox list

Tap on Select



Note options

Tap the circles to select emails



To select a range, tap & hold the top circle & swipe down. Then select action

