


Cut, Copy, Paste - iPhone - iOS 18

Cut, Copy, Paste



Symbols or icons are often used. There is no app, as the feature is built into iOS

- Select, Cut, Copy & Paste are functions that moves or duplicates text, images or other content within & between apps or Apple devices.
- The convenience lies in its ability to efficiently move & duplicate text & images.

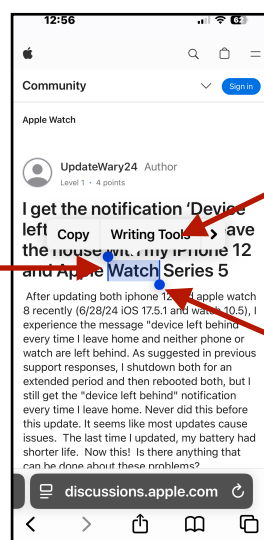
- Cut: Removes selected text, stores temporarily.
- Copy: Duplicates selected content w/o removing it.
- Paste: Inserts content you've cut or copied to new or different location.

Selecting Text


Keyboard not displayed i.e., website

Method of selecting depends if keyboard is displayed or not.

Long press on a word



Menu when text is selected



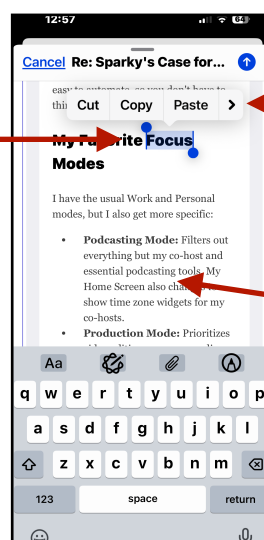
Drag the grab points to select desired text

Selecting Text

Keyboard is displayed.

Method of selecting depends if keyboard is displayed or not.

Double tap a word

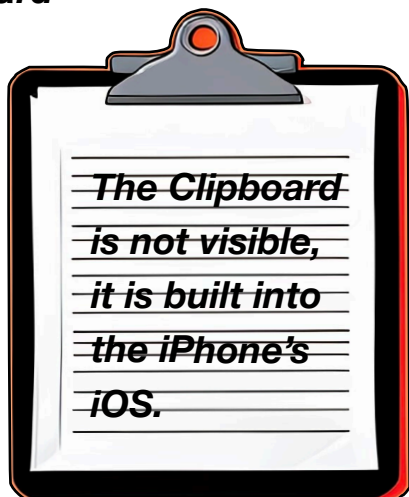


Menu when text is selected

Triple tap to select a paragraph

Cut, Copy, Paste - iPhone - iOS 18

Clipboard



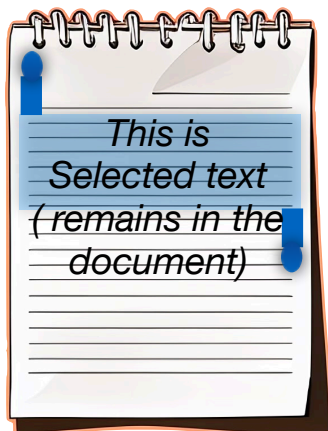
Clipboard

- Temporary storage location.
- New copied item replaces the previous one.
- Data stays in the Clipboard for a brief period of time.

Copy & Paste

1. Select

The selected text remains on the original document

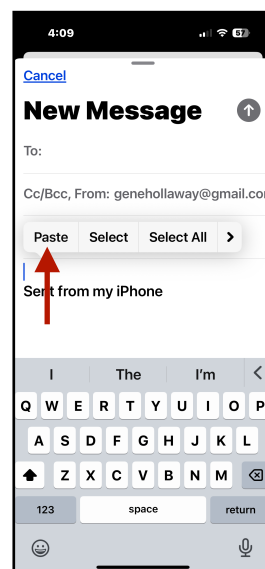


2. Copy



3. Paste

Tapping the insertion point (cursor) the Paste menu appears



Cut & Paste

1. Select

The selected text is removed from the original document



2. Cut



3. Paste

Tapping the insertion point (cursor) the Paste menu appears

